



VOCE

Quick User Guide

Features

- Driver: Super-large 88mm 2.4 micron diaphragm for extended low frequency output
- Titanium "Memory Metal" headband
- Amplification: 580V "Pro-bias" compatible for use with any Stax-pro amplifiers
- Matched drivers: +/- 0.5dB between 100 and 9KHz Hz
- Premium quality leather comfort strap
- Italian Napa leather ear pads

Safety Instructions

If you are new to electrostatic headphones, they can make a zip-zip or "tearing" sound when putting the headphone on, taking it off, or other actions that pressurize the inside of the ear pad.

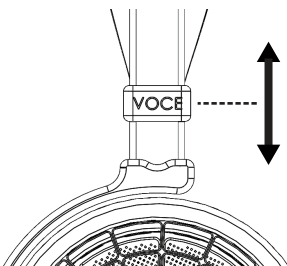
The first sound is the driver touching the stator, the second is it releasing. This doesn't harm the driver and is part of the normal operation.

Do not expose headphone or accessories to extreme temperatures. Temperatures equal or greater than 120°F/48°C could damage the headphone diaphragm and will void the warranty.

Important Notes

- Read instruction manual carefully and completely before using this headphone.
- Keep the headphone, accessories and packaging parts out of reach of pets and children. This product contains small parts which may present a choking hazard.
- Use only attachments, accessories, and spare parts supplied or recommended by Dan Clark Audio.
- Protect your hearing from high volume levels. Permanent hearing damage can occur when headphones are used at high volume levels for extended periods of time.
- Do not expose headphone or accessories to extreme temperatures.
- Always keep headphone dry.

Headphone Fit Adjustments

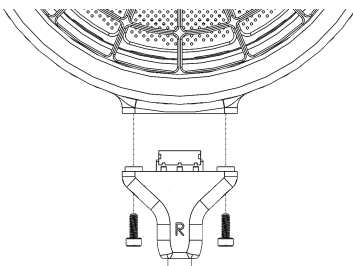


Adjust slider up or down on both left and right sides for proper fit.

You can adjust the fit of your headphone by re-positioning the headband slider. To adjust the headband move the sliders up or down until you achieve your desired fit. It may be necessary to remove thick glasses or hats to achieve a proper seal between your head and ear pad. An improper fit can cause a bad seal resulting in poor bass response.

Tip: Try inserting the arms of your glasses into the top of the ear pad instead of resting them directly on your ears.

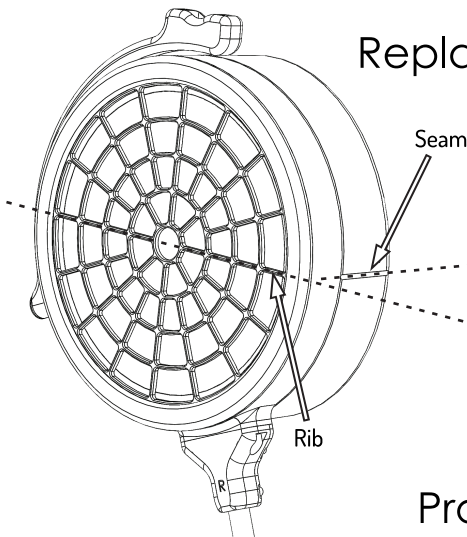
Changing a Cable



The headphone cable can be replaced by the owner. This connector is only meant to facilitate cable swapping and is not intended for daily cable changes.

To swap the cable use the included 1.5mm hex driver to remove the two screws shown in the drawing. Once the screws are removed, pull down on the metal portion of the connector to remove it from the baffle. Follow these steps in reverse to install a new cable

Replacing Ear Pads



The ear pads are designed to be user replaceable. They pull off easily and have a notch in the plastic pad ring to assist installing a replacement pad. To put a new ear pad on slide the leather flange over the plastic ring completely.

Rotate the seam of the pad to align with the rib shown in the drawing. Proper fit will result in a more comfortable fit with better seal. Depending on the shape of your head you may rotate the pad to a different angle for a better fit.

Please refer to the video section of DanClarkAudio.com for a detailed view of this process.

Product Care

- The leather ear pads may be cleaned gently with a moistened cloth. Do not use cleaners or protectants, this may damage the pad.
- Clean any other surfaces with a clean, dry and lint-free microfiber cloth.
- To prevent contamination of the drivers they have been fully dust shielded.

Warranty

Dan Clark Audio offers a 2-year warranty for headphones. The warranty commences on the date of purchase and covers the headphone cable and accessories.

Warranty is transferable provided there is documentation of original purchase that confirms purchaser bought the headphones in their country of residence. Warranty is void and is non-transferable for "Gray Market" headphones (e.g. international customers purchasing from US resellers and shipping to a friend or freight-forward for export to any country with an authorized reseller).

Warranty does not cover damage by the owner (dismantling the unit, dropping, damage by failure of electronics, etc.) or naturally occurring compression or other wear to ear pads. Acts of God and all the rest of the usual caveats apply which reinforce a warranty issue is something Dan Clark Audio did wrong or that was intrinsically wrong with the product we received from our suppliers. We will repair or replace defective goods at our discretion.

Please see <http://DanClarkAudio.com> for details on return merchandise authorizations for warranty issues and returns.

Registration

Visit <https://DanClarkAudio.com/register> to register your product.



3366 Kurtz St
Suite 200
San Diego, CA 92110
+1(619) 501-6313